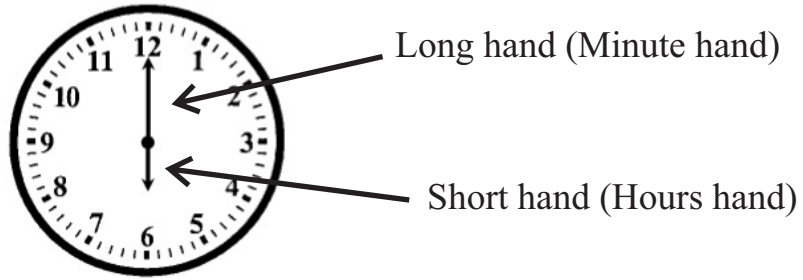







Clock Face




- ❖ There are two hands.
- ❖ They are long hand (minute hand) and short hand (hours hand)
- ❖ Long hand and Short hand always move in right direction.
- ❖ The long hand goes once around the clock every hour. It passes 60 minutes in every hour.
- ❖ When the long hand completes a round, the short hand moves to the next digit. It means it passes one hour.

11) Write the times indicated by the given clock faces.




12) Draw the hands on the clock faces to show the correct time.


1) 4.00




2) 7.00




3) 6.00



4) 1.00



5) 9.00



Draw the hands on the clock to show the time.



2:00



6:00



12:00



15:00





19:00



23:00

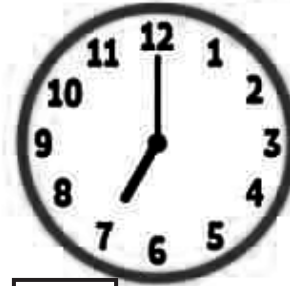
What time is it?



o'clock



o'clock



o'clock



o'clock




o'clock



o'clock

What time is it?



o'clock



o'clock



o'clock



o'clock



o'clock



o'clock


What's the time?



___ o'clock



___ o'clock



___ o'clock



___ o'clock



Join with us



WhatsApp - Siridhamma college 3-D



Messenger - Siridhamma college English medium 3-D